

Window Lock Accessories



The range of Lockwood Window Lock Accessories provide numerous solutions for ensuring that windows can be operated and secured safely with minimal fuss.

Application

The Lockwood range of Window Lock Accessories are suitable to be installed on Double Hung and Casement windows. Wood screws are supplied as standard.

Product Details

Finishes	Chrome Plate (CP)
	Satin Chrome Pearl (SP)
	Polished Brass Plate (PB)
	Florentine Bronze (FB)
Materials	Zinc
	Brass

Standards and Compliance

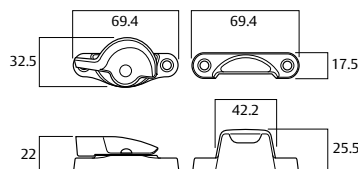


These products have been successfully tested in accordance with AS 2331-3.1: 2001. Neutral Salt Spray Test (NSS TEST).

Window Lock Accessories

Sash Fastener

Finish	Packaging	Part Number
Chrome Plate	Display	L822CPDP
Satin Chrome Pearl	Display	L822SPDP
Florentine Bronze	Display	L822FBDP
Polished Brass Plate	Display	L822PBPD



Features and Specifications


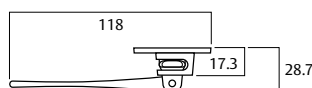
- Designed for double hung windows
- Zinc alloy casting
- Individually display packed
- Complete with fixing screws



Window Type
Double Hung.

Casement Fastener

Finish	Packaging	Part Number
Chrome Plate	Display	L27CPDP



Features and Specifications

- Designed for casement windows
- Zinc alloy casting
- Individually display packed
- Complete with fixing screw



Window Type
Casement.